




NRZ

14
Gbps



(0.635 mm) .025" PITCH • QMSS/QFSS SERIES

QMSS
Board Mates:
QFSS

QFSS
Board Mates:
QMSS

QMSS/QFSS
Standoffs:
SO

QMSS	PINS PER ROW NO. OF PAIRS	06.75	PLATING OPTION	TYPE	A	OTHER OPTION
------	------------------------------	-------	-------------------	------	---	-----------------

-026, -052, -078
(52 total pins per bank / 40 signals
+ 12 grounds to shield = -D)

-016, -032, -048
(16 pairs per bank = -D-DP)

-L
= 10 μm (0.25 μm)
Gold on contact,
Matte Tin on tail

-D
= Single-
Ended

-D-DP
= Differential
Pair

-K
= (5.50 mm)
.217" DIA
Polyimide
film Pick &
Place Pad
(N/A with
-PC4)

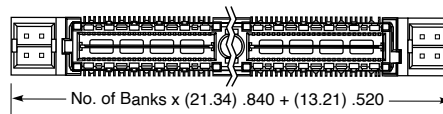
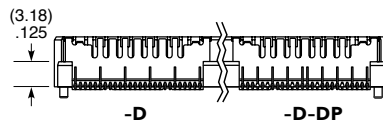
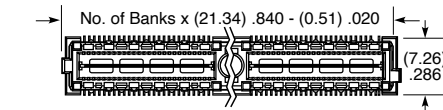
-PC4
= 4 Power
Pins/End
(N/A with -A)

SPECIFICATIONS

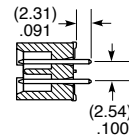
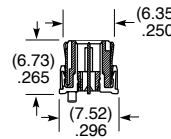
Insulator Material:
Liquid Crystal Polymer
**Terminal, Ground
Plane & Shield Material:**
Phosphor Bronze
Plating:
Au over 50 μm (1.27 μm) Ni
(Tin on Ground Plane Tail)
Operating Temp Range:
-55 °C to +125 °C
Voltage Rating:
300 VAC

PROCESSING

Lead-Free Solderable:
Yes
SMT Lead Coplanarity:
(0.10 mm) .004" max
(026-078)
Board Stacking:
For applications requiring
more than two connectors
contact ipg@samtec.com



-PC4 OPTION



**PACKAGING
OPTION**

Tape & Reel
Options
(-TR & -FR)
available. Visit
series web
page and view
engineering prints
for complete
specifications.

View complete specifications at: samtec.com?QMSS

QFSS	PINS PER ROW NO. OF PAIRS	04.25	PLATING OPTION	TYPE	A	OTHER OPTION
------	------------------------------	-------	-------------------	------	---	-----------------

-026, -052, -078
(52 total pins per bank / 40 signals
+ 12 grounds to shield = -D)

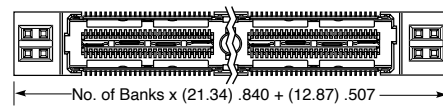
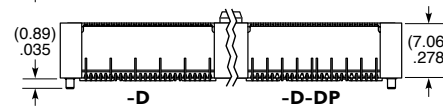
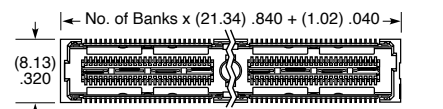
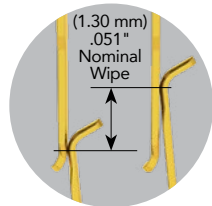
-016, -032, -048
(16 pairs per bank = -D-DP)

-L
= 10 μm (0.25 μm)
Gold on contact,
Matte Tin on tail

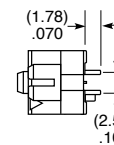
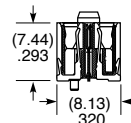
-D
= Single-
Ended

-D-DP
= Differential
Pair

-PC4
= 4 Power
Pins/End
(N/A with -A)



-PC4 OPTION



**PACKAGING
OPTION**

Tape & Reel
Options
(-TR & -FR)
available. Visit
series web
page and view
engineering prints
for complete
specifications.

Note:
Some lengths, styles and
options are non-standard,
non-returnable.

View complete specifications at: samtec.com?QFSS