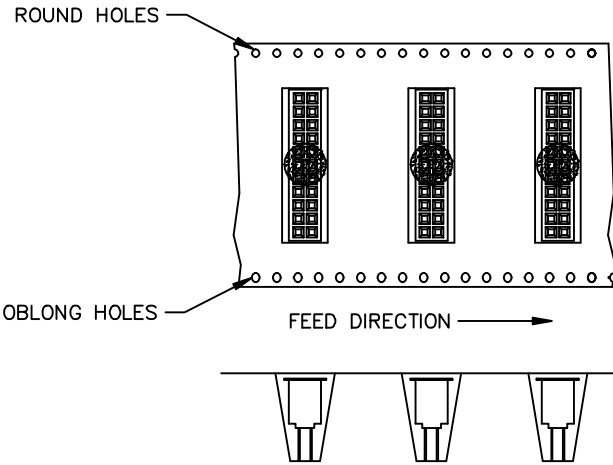


REV BL

UNLESS OTHERWISE NOTED
 DIMENSIONS ARE IN INCHES TOLERANCES ARE:
 ONE PLACE DECIMALS ±.1 [3] THREE PLACE DECIMALS ±.005 [.13] ANGLES ± 2°
 TWO PLACE DECIMALS ± .01 [.3] FOUR PLACE DECIMALS ±.0020 [.051]

TITLE: .050 X .050
 CUTTABLE SOCKET STRIP
 DOUBLE ROW ASSEMBLY

DWG NO: SFMC-1XX-XX-XX-D-XX
 SHEET 2 OF 2



-TR TAPE AND REEL THROUGH HOLE
 SCALE: .5x

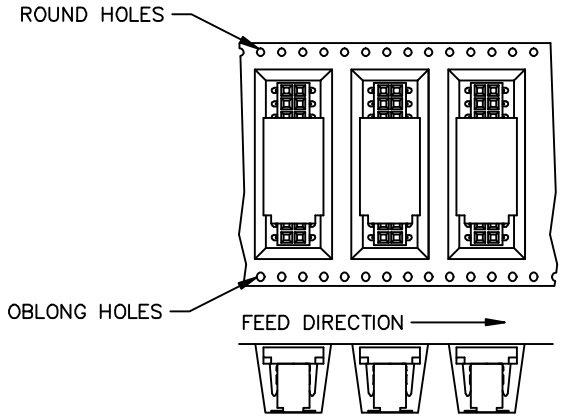
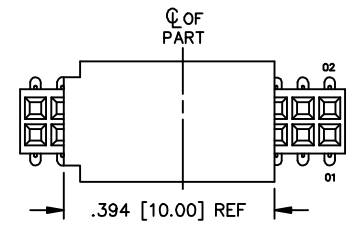


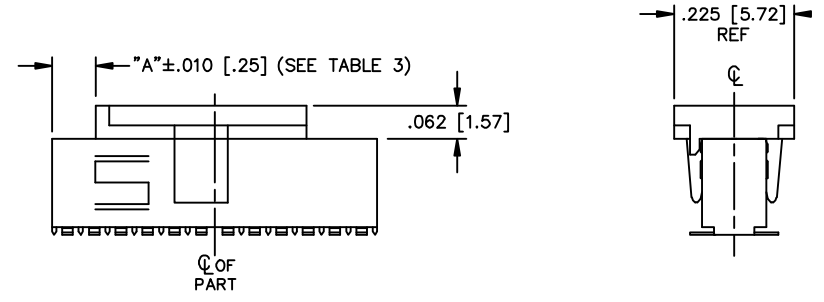
FIG. 4
 -TR TAPE AND REEL SURFACE MOUNT
 SCALE: .5x

PROPRIETARY NOTE
 THIS DOCUMENT CONTAINS INFORMATION
 CONFIDENTIAL AND PROPRIETARY TO
 SAMTEC INC. AND SHALL NOT BE
 REPRODUCED OR TRANSFERRED TO
 OTHER DOCUMENTS OR DISCLOSED TO
 OTHERS OR USED FOR ANY PURPOSE
 OTHER THAN THAT FOR WHICH IT WAS
 OBTAINED WITHOUT THE EXPRESSED
 WRITTEN CONSENT OF SAMTEC INC.

TABLE 3	
POS	"A"
ODD	$\{(No\ OF\ POS\ x\ .050\ [1.27]) / 2\} - .1895\ [4.813]$
EVEN	$\{(No\ OF\ POS\ x\ .050\ [1.27]) / 2\} - .2145\ [5.448]$



5 POSITION MINIMUM
 FIGURE 3
 -P OPTION
 (PAD TO BE POSITIONED AS SHOWN)



EXISPROD\ASSEMBLY\050
 SFMCASM2

samtec

520 PARK EAST BLVD. NEW ALBANY, INDIANA 47150
 PHONE (812) 944-6733 P.O. BOX 1147
 CODE 55322

MADE BY: BRATCHER 10-5-94

SFMC-1XX-XX-XX-D-XX
 SHEET 2 OF 2