REV. AK

UNLESS OTHERWISE NOTED DIMENSIONS ARE IN INCHES	TOLERANCES ARE:	ANGLES
ONE PLACE DECIMALS ± .1	THREE PLACE DECIMALS ± .005	± 5°
TWO PLACE DECIMALS ± .01	FOUR PLACE DECIMALS ± .0020	

TITLE: QUAD ROW STAGGERED SMT TERMINAL ASSEMBLY

DWG NO: TOLC-1XX-XX-X-Q-XX

SHEET 1 OF 2

TABLE 1

LEAD STYLE	"A"	USE TERMINAL	SEE FIG	BOARD SPACE WHEN MATED WITH SOLC
-02	.2200 [5.588]	T-1M13-01-X-2	1	.2500 [6.350]
-12	.2850 [7.239]	T-1M14-02-X-2	2	.3150 [8.000]
-22	.3637 [9.238]	T-1M14-03-X-2	2	.3937 [10.000]
-32	.4424 [11.237]	T-1M14-04-X-2	2	.4724 [12.000]

TOLC-1XX-XX-X-Q-XX

No OF POSITIONS
-05, -10, -15, -20, -25
-30, -35, -40, -45, -50
(PER ROW)

LEAD STYLE
(SEE TABLE 1)
-02
-12
-22
-32

PLATING SPEC
-F: SELECTIVE FLASH GOLD
.000003 GOLD ON CONTACT AREA,
GOLD FLASH ON TAIL
(SEE NOTE 3)
-L: SELECTIVE LIGHT GOLD
.000010 GOLD ON CONTACT AREA,
GOLD FLASH ON TAIL
(SEE NOTE 3)
-S: SELECTIVE GOLD
.000030 GOLD ON CONTACT AREA,
GOLD FLASH ON TAIL

ROW SPEC
-Q: QUAD
(USE TOLC-XX-Q)

OPTIONS
-LC: LOCKING CLIP
(USE LC-09-TM)
-P: PICK & PLACE PAD **(EXISTING CUSTOMER SUPPORT ONLY)**
(USE MPP-16,)
-TR: TAPE & REEL
-A: ALIGNMENT PIN
(USE TOLC-XX-Q-A FOR STYLE -02 AND
TOLCH-XX-Q-A FOR STYLES -12, -22 & -32)
-PL: PLASTIC PICK & PLACE PAD (USE ASP-90590-01-S)
-K: POLYMIDE FILM PAD (.005 [.13] THICK W/SILICON ADHESIVE)
(USE K-850-650)

DO NOT SCALE
FROM THIS PRINT

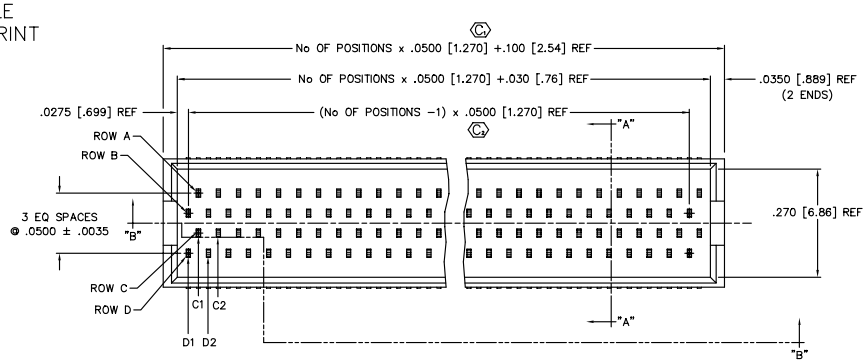

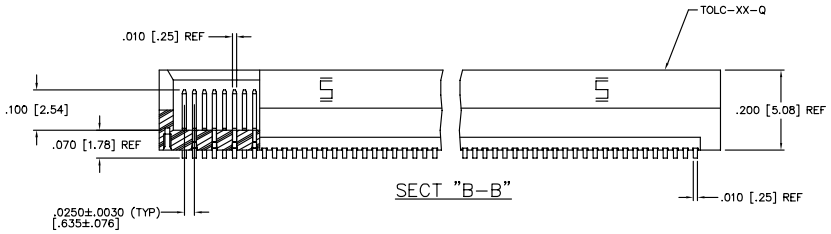

SECT "B-B"

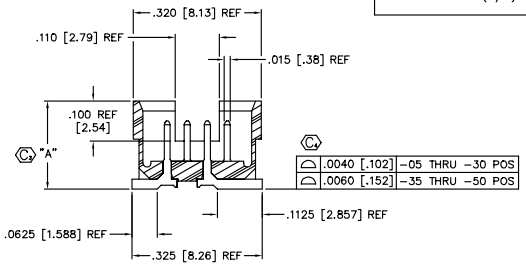

SECT "A-A"

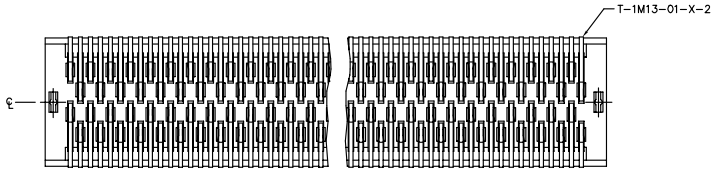

FIG. 1

NOTES:
1. MINIMUM PUSHOUT FORCE: .5 LB.
2. PARTS TO BE PACKAGED IN TUBES.
3. -S PLATING CAN BE SUBSTITUTED FOR -L AND -F PLATING STYLES.
4. Ⓒ REPRESENTS A CRITICAL DIMENSION.

-PL OPTION
PICK & PLACE PAD

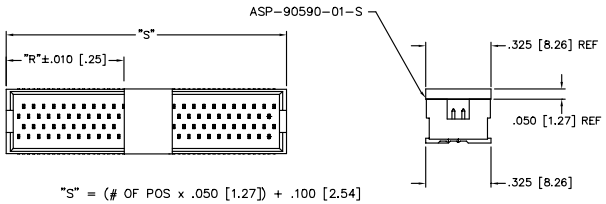

"S" = (# OF POS x .050 [1.27]) + .100 [2.54]
"R"= (S/2)-.135[3.429]

-K OPTION
PICK & PLACE PAD

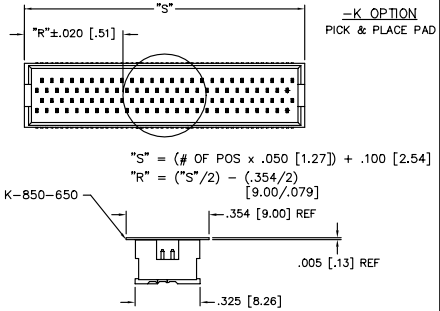

"S" = (# OF POS x .050 [1.27]) + .100 [2.54]
"R" = ("S"/2) - (.354/2)
[9.00/.079]

-P OPTION
PICK & PLACE PAD
(EXISTING CUSTOMER SUPPORT ONLY)

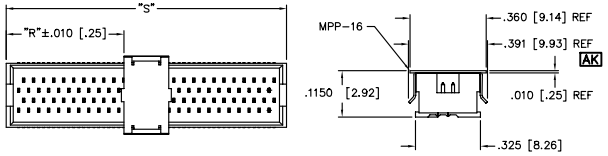

"S" = (# OF POS x .050 [1.27]) + .100 [2.54]
"R" = ("S"/2) - .1125 [2.858]

-LC & -A OPTION: LEAD STYLE -02 SHOWN

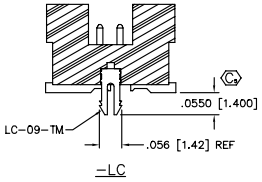

-LC

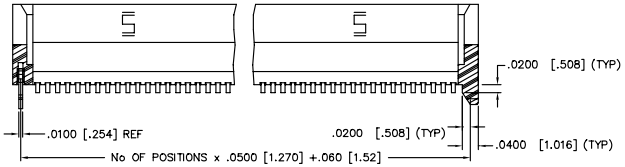

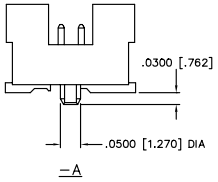

-A

PROPRIETARY NOTE
THIS DOCUMENT CONTAINS INFORMATION CONFIDENTIAL AND PROPRIETARY TO SAMTEC INC. AND SHALL NOT BE REPRODUCED OR TRANSFERRED TO OTHER DOCUMENTS OR DISCLOSED TO OTHERS OR USED FOR ANY PURPOSE OTHER THAN THAT FOR WHICH IT WAS OBTAINED WITHOUT THE EXPRESSED WRITTEN CONSENT OF SAMTEC INC.

MATERIAL:
BODY:
LIQUID CRYSTAL POLYMER
COLOR: BLACK
TERMINAL:
PHOSPHOR BRONZE

samtec
520 PARK EAST BLVD. NEW ALBANY, INDIANA 47150
PHONE (812) 944-6733 P.O. BOX 1147
CODE 55322

EXSPROD\ASSEMBLY\050
TOLC-ASM

MADE BY: D PURVIS 03-18-96

TOLC-1XX-XX-X-Q-XX
SHEET 1 OF 2