

DO NOT
SCALE FROM
THIS PRINT

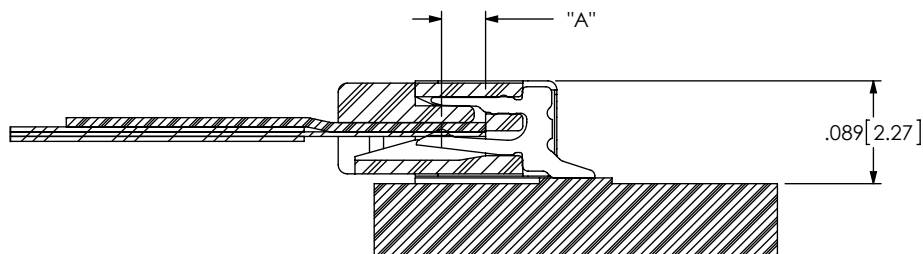


FIG 1
-01 LEAD STYLE

TABLE 1		
ZF5S	WIPE "A"	
	FULLY MATED	MIN
-01	.038 [0.97]	.015 [0.38]

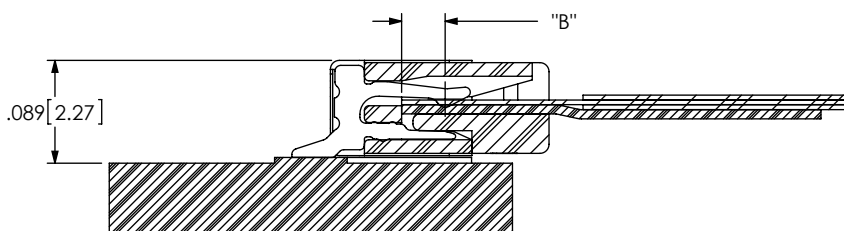


FIG 2
-02 LEAD STYLE

TABLE 2		
ZF5S	WIPE "B"	
	FULLY MATED	MIN
-02	.038 [0.97]	.015 [0.38]

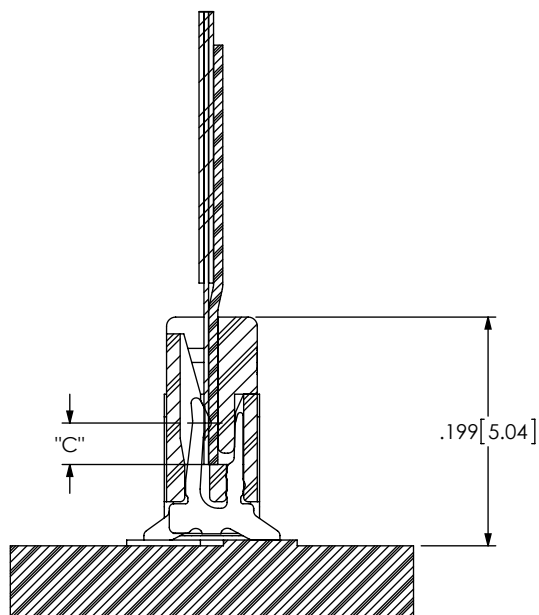


FIG 3
-03 LEAD STYLE

TABLE 3		
ZF5S	WIPE "C"	
	FULLY MATED	MIN
-03	.036 [0.91]	.015 [0.38]

NOTES:

1. DRAWING ILLUSTRATES EFFECTIVE MATING RANGE OF CONNECTORS IN VARIOUS CONFIGURATIONS
2. ALTHOUGH MAX DIMENSIONS ARE LISTED SAMTEC RECOMMENDS FULLY MATING COMPONENTS.
3. ALL DIMENSIONS BASED ON NOMINAL VALUES FOR SAMTEC RECOMMENDED PCB LAYOUTS.

PROPRIETARY NOTE
THIS DOCUMENT CONTAINS INFORMATION
CONFIDENTIAL AND PROPRIETARY TO
SAMTEC, INC. AND SHALL NOT BE REPRODUCED
OR TRANSFERRED TO OTHER DOCUMENTS OR
DISCLOSED TO OTHERS OR USED FOR ANY
PURPOSE OTHER THAN THAT WHICH IT WAS
OBTAINED WITHOUT THE EXPRESSED WRITTEN
CONSENT OF SAMTEC, INC.

samtec

520 PARK EAST BLVD., NEW ALBANY, IN 47150
PHONE: 812-944-6733 FAX: 812-948-5047
e-Mail info@SAMTEC.com code 55322

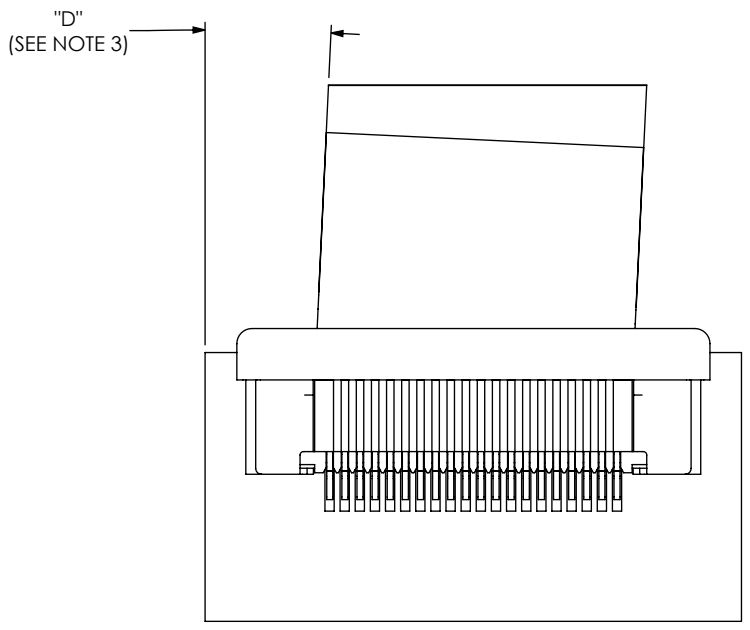


FIG 4
-01 LEAD STYLE

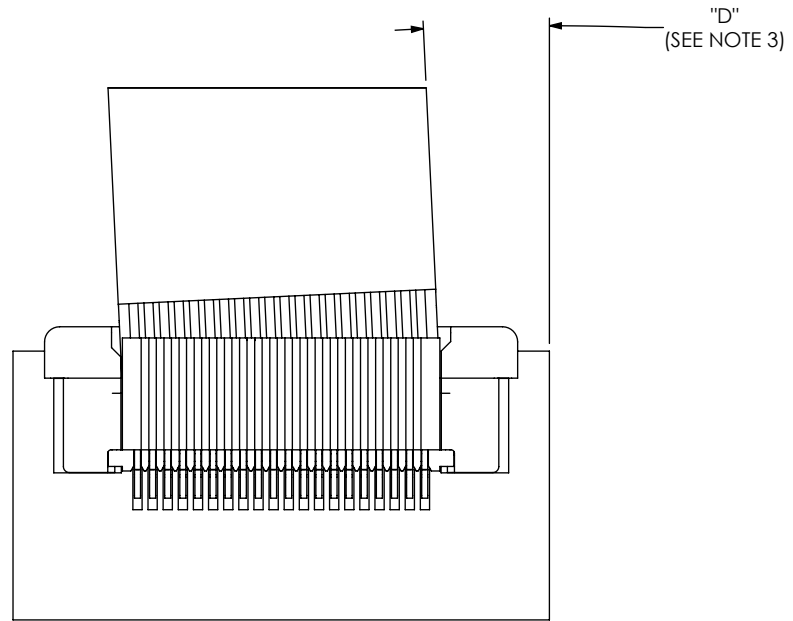


FIG 5
-02 LEAD STYLE

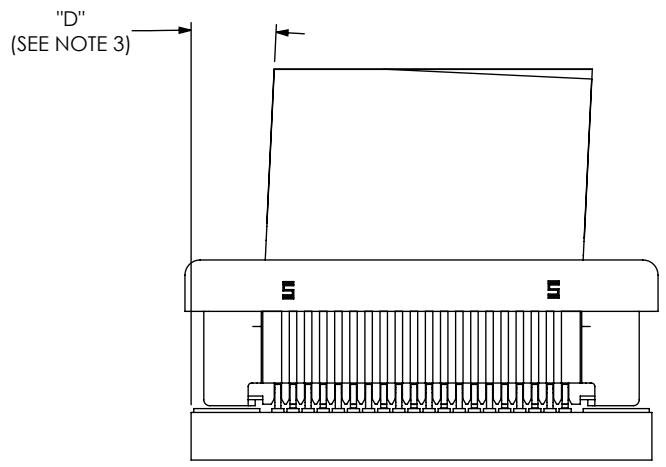


FIG 6
-03 LEAD STYLE

TABLE 4	
	Maximum Allowable Angle at Nominal Conditions ("D")
FIG 4) -01 LEAD STYLE	2°
FIG 5) -02 LEAD STYLE	2°
FIG 6) -03 LEAD STYLE	2°

PROPRIETARY NOTE
THIS DOCUMENT CONTAINS INFORMATION
CONFIDENTIAL AND PROPRIETARY TO
SAMTEC, INC. AND SHALL NOT BE REPRODUCED
OR TRANSFERRED TO OTHER DOCUMENTS OR
DISCLOSED TO OTHERS OR USED FOR ANY
PURPOSE OTHER THAN THAT WHICH IT WAS
OBTAINED WITHOUT THE EXPRESSED WRITTEN
CONSENT OF SAMTEC, INC.



520 PARK EAST BLVD, NEW ALBANY, IN 47150
PHONE: 812-944-6733 FAX: 812-948-5047
e-Mail info@SAMTEC.com code 55322